


Revenue Performance Management Buyers Guide

Software Provider and Product Assessment

SOFTWARE
PROVIDER
REPORT



***ISG** Research

Licensed by:

anaplan



Revenue Performance Management

For almost 20 years, the annual planning exercise at most enterprises has included planning for how the sales organization will address the following year's territories, quotas and incentive compensation plans. This collectively has been referred to as Sales Performance Management. If not using a homegrown system or spreadsheets, enterprises could acquire and use specialist applications developed to address territory planning, incentive compensation planning and administration, including crediting and payouts or both. Typical users were in sales operations and finance, and sometimes HR.

In many organizations today, the sales department is being superseded by revenue teams. These revenue teams support a super-set of traditional sales functions that include not only those involved in gaining new customers, but also those with an increased focus on customer



The economics of multichannel selling and newer business models require the need to expand focus and resources beyond new business.

retention, expansion and cross-sell aimed at existing customers. As organizations embrace additional sales channels, whether through more typical indirect sales from partners or via new digital selling channels like e-commerce, revenue management will require an enhanced degree of alignment and coordination. The economics of multichannel selling and newer business models require the need to expand focus and resources beyond new business. This will impact not just sales and revenue teams but also marketing, partner management, commerce, subscription and customer service.

To achieve these aims, leadership and planning will be key. Any time an organization transitions to more

modern approaches and processes, there will be resistance, missteps and potential disruption. Changes in the approach of strategic leadership and in the planning, monitoring and real-time adjustments via sales or revenue operation teams are essential. Revenue-driven organizations must manage operations with performance demands in mind and ensure consistent results every quarter, month in and month out. Revenue leaders need to implement processes that support overall strategy and growth, and also optimize both sales professional talent and the selling experience needed to achieve expectations.

ISG Research defines revenue performance management (RPM) as a coordinated set of revenue-generating and related activities, processes and systems that enable organizations to plan, execute, monitor and adjust in real time to achieve customer, product and revenue targets.

The need for enterprises to maximize outcomes from all channels and departments of revenue creates challenges for many organizations. Key revenue responsibilities across departments that generate new business and client relationships, retain existing ones



through potential subscription renewals or upselling, and expand sales to existing customers are all about setting up revenue efforts in an effective manner. This includes territories that are balanced, quota and incentive compensation plans that are coupled with revenue resource capacity, and the development of reliable sales and revenue forecasts are key to achieving overall goals and outcomes.



Ensuring that all buying and selling channels and departments contribute as fully as possible to the success of the organization—to retention, growth, profitability and the overall customer experience—requires not only dedication but effective strategy and planning.

New initiatives from technology providers that apply artificial intelligence (AI) and machine learning (ML) to historic data can create new insights to inform both management and revenue-focused professionals. The use of AI can be applied in a variety of different ways, from individual deal-scoring to overall pipeline health, customer churn risk prediction and identifying upsell and cross-sell opportunities for existing customers, as well as next-best-action recommendations. All this information can be used to inform revenue forecasts with a greater degree of accuracy and predictability than traditional bottom-up judgement forecasting on its own. And in response to the increased pressure to retain revenue talent, it can be used both to improve individual and team success and to highlight those at risk of leaving.

For many organizations, revenue is primarily derived from existing customers, so using extensive first-party customer data from all internal sources, including ERP, accounting, billing and support systems with third-party data, can help inform total customer lifetime value and be part of a more targeted territory, account and quota planning process. Ensuring that all buying and selling channels and departments contribute as fully as possible to the success of the organization—to retention, growth, profitability and the overall customer experience—

requires not only dedication but effective strategy and planning. A well-developed strategy to utilize current and future talent for sales and revenue efforts is essential for the best possible performance. To carry out this mission, organizations need a set of coordinated revenue-related activities, processes and systems that enable the sales and revenue teams, from leadership and operations to the manager and sellers and customer success, to operate in a coordinated and collaborative manner. The evolution to RPM enables the ability to maximize outcomes across all buying or revenue channels.

Sales and revenue teams are designed to deliver the most effective return on an organization's products and services across customers or consumers and must ensure that selling is done efficiently and intelligently. Sales and revenue channels and departments are typically complex entities, often with cultures and historical approaches that can inadvertently



sabotage their performance. And many in leadership believe that sales teams can adapt and change their behavior without seeking out and using best practices.

In our view, effective management across sales and revenue operations requires well-designed and continuously optimized territories and accounts aligned with quotas that are designed to achieve an organization's full revenue potential. Territories can be based not only on geography but on a variety of alternate drivers, leading to virtual territories more aligned with current needs. Quotas need to be linked to both overall organization objectives and product and service category targets. With the advent of self-service and digital channels, and as customers can engage across multiple channels for a single purchase, both quotas and territories must ensure sales individuals are not penalized or disincentivized. To remain flexible and responsive to market conditions, organizations should employ the concept of continuous revenue performance monitoring and adjust territories, quotas and incentives based on data-driven insights and forecasts rather than a whim and gut feeling.

Revenue Performance Management
Market Assertion

Through 2026, software providers will be utilizing AI to provide plan templates and optimization to both speed time-to-value and help enterprises deploy performance plans using best practices.

Stephen Hurrell
Director of Research, Office of Revenue

ISG Research

Use of analytics and data from operations and planning can assist in revenue-related compensation plans that utilize commissions and incentives to influence and align behavior and priorities. To optimize revenue performance, organizations must be able to design and apply incentives that motivate those supporting revenue generation to reach their targets. To evaluate whether compensation plans and incentives are effective, revenue leadership needs tools to help assess the relationship between plans, targets and actual performance. Comparing compensation and incentive plans among all revenue personnel, and with other parts of the organization, for example, can help managers determine whether what they provide is appropriate. Goals and objectives must be defined, established, tracked and then linked to incentives and rewards to help guide revenue performance. Moreover, organizations need to know whether their compensation is competitive in their market. Using benchmarks to compare compensation to that of others in the industry can provide this information. Likewise, the increasing complexity of omnichannel engagement is challenging organizations to develop plans that will achieve balanced revenue performance supporting overall objectives. Emerging AI-based optimization increasingly will offer more sophisticated guidance and aid in territory, account and quota alignment as well as help to design incentive plans that reflect omnichannel buyer engagement. In fact, we assert that through 2026, software providers will be utilizing AI to provide plan templates and optimization to both speed time-to-value and help enterprises deploy performance plans using best practices.



The traditional use of spreadsheets to manage revenue operations and performance is ineffective and can be problematic when trying to achieve optimal outcomes. Spreadsheets are not designed for managing the data needed across revenue channels or the varying types



...backward-looking reports can't provide timely guidance on the current state of quotas and incentives for sales professionals and are not flexible enough to provide information on, or credit, others involved in deals.

of buying and selling channels that must be measured toward goals and targets. Spreadsheets also cannot scale as a company grows. The use of multiple spreadsheets, often stored on users' local drives, is a factor in producing scattered information, which the majority of organizations cite as a major impediment to managing revenue performance. A dedicated approach to RPM can provide a better method to achieve an organization's goals.

Even revenue-related applications such as sales force automation (SFA) and customer relationship management (CRM) that are designed to capture data about accounts, contacts and opportunities cannot deliver optimal visibility into overall revenue performance in the way that a dedicated RPM system can. Dashboards and reports from SFA systems typically look only at historical performance, but backward-looking reports can't provide timely guidance on the current state of quotas and incentives for sales professionals and are not flexible enough to provide information on, or credit, others involved in deals.

The next generation of revenue and sales leaders will embrace the need to focus on creating processes that generate and project predictable revenues. Revenue performance management systems should deliver functionality and support that enables organizations to plan for and optimize revenue growth across all relevant teams and channels. And in today's fast-paced and dynamic business environment, the ability to react to changes on the ground with revised territories, one-off SPIFFs and adjustments to incentives requires applications to be responsive to non-IT admins and subject matter experts. Finally, the importance of aligning marketing, sales, operations, finance and HR means that RPM applications need to easily integrate and communicate with other core systems such as ERP, accounting, HR and CRM systems.

Our comprehensive evaluation of providers takes into consideration all the preceding characteristics needed for a revenue performance approach. Our Buyers Guide report will be of relevance to those organizations that have decided to adopt a revenue performance approach or are investigating it.

The ISG Buyers Guide™ for Revenue Performance Management (RPM) evaluates products based on sales and revenue resource capacity, territory and quota planning, incentive



compensation planning and execution, sales and revenue forecasting, and the use of data and analytics to identify process improvements. The evaluation identifies capabilities that enable organizations to plan for and execute against objectives by aligning and incentivizing all those involved in supporting revenue and to identify ways to continually improve.

This research evaluates the following software providers that offer products that address key elements of revenue performance management as we define it: Anaplan, Board International, Oracle, Varicent Software and Xactly.



Buyers Guide Overview

For over two decades, ISG Research has conducted market research in a spectrum of areas across business applications, tools and technologies. We have designed the Buyers Guide to provide a balanced perspective of software providers and products that is rooted in an understanding of the business requirements in any enterprise. Utilization of our research



ISG Research has designed the Buyers Guide to provide a balanced perspective of software providers and products that is rooted in an understanding of business requirements in any enterprise.

methodology and decades of experience enables our Buyers Guide to be an effective method to assess and select software providers and products. The findings of this research undertaking contribute to our comprehensive approach to rating software providers in a manner that is based on the assessments completed by an enterprise.

The ISG Buyers Guide™ for Revenue Performance Management is the distillation of over a year of market and product research efforts. It is an assessment of how well software providers' offerings address enterprises' requirements for revenue performance management software. The index is structured to support a request for information (RFI) that could be used in the request for proposal (RFP) process by incorporating all criteria needed to evaluate, select, utilize and maintain relationships with software providers. An effective product and customer experience with a provider can ensure the best long-term relationship and value achieved from a resource and financial investment.

In this Buyers Guide, ISG Research evaluates the software in seven key categories that are weighted to reflect buyers' needs based on our expertise and research. Five are product-experience related: Adaptability, Capability, Manageability, Reliability, and Usability. In addition, we consider two customer-experience categories: Validation, and Total Cost of Ownership/Return on Investment (TCO/ROI). To assess functionality, one of the components of Capability, we applied the ISG Research Value Index methodology and blueprint, which links the personas and processes for revenue performance management to an enterprise's requirements.

The structure of the research reflects our understanding that the effective evaluation of software providers and products involves far more than just examining product features, potential revenue or customers generated from a provider's marketing and sales efforts. We believe it is important to take a comprehensive, research-based approach, since making the wrong choice of revenue performance management technology can raise the total cost of ownership, lower the return on investment and hamper an enterprise's ability to reach its full performance potential. In addition, this approach can reduce the project's development and



deployment time and eliminate the risk of relying on a short list of software providers that does not represent a best fit for your enterprise.

ISG Research believes that an objective review of software providers and products is a critical business strategy for the adoption and implementation of revenue performance management software and applications. An enterprise's review should include a thorough analysis of both what is possible and what is relevant. We urge enterprises to do a thorough job of evaluating revenue performance management systems and tools and offer this Buyers Guide as both the results of our in-depth analysis of these providers and as an evaluation methodology.



How To Use This Buyers Guide

Evaluating Software Providers: The Process

We recommend using the Buyers Guide to assess and evaluate new or existing software providers for your enterprise. The market research can be used as an evaluation framework to establish a formal request for information from providers on products and customer experience and will shorten the cycle time when creating an RFI. The steps listed below provide a process that can facilitate best possible outcomes.

1. Define the business case and goals.
Define the mission and business case for investment and the expected outcomes from your organizational and technological efforts.
2. Specify the business needs.
Defining the business requirements helps identify what specific capabilities are required with respect to people, processes, information and technology.
3. Assess the required roles and responsibilities.
Identify the individuals required for success at every level of the enterprise from executives to frontline workers and determine the needs of each.
4. Outline the project's critical path.
What needs to be done, in what order and who will do it? This outline should make clear the prior dependencies at each step of the project plan.
5. Ascertain the technology approach.
Determine the business and technology approach that most closely aligns to your enterprise's requirements.
6. Establish software provider evaluation criteria.
Utilize the product experience: Adaptability, Capability, Manageability, Reliability and Usability, and the customer experience in TCO/ROI and Validation.
7. Evaluate and select the technology properly.
Weight the categories in the technology evaluation criteria to reflect your enterprise's priorities to determine the short list of software providers and products.
8. Establish the business initiative team to start the project.
Identify who will lead the project and the members of the team needed to plan and execute it with timelines, priorities and resources.



The Findings

All of the products we evaluated are feature-rich, but not all the capabilities offered by a software provider are equally valuable to types of workers or support everything needed to manage products on a continuous basis. Moreover, the existence of too many capabilities may be a negative factor for an enterprise if it introduces unnecessary complexity. Nonetheless, you may decide that a larger number of features in the product is a plus, especially if some of them match your enterprise’s established practices or support an initiative that is driving the purchase of new software.

Factors beyond features and functions or software provider assessments may become a deciding factor. For example, an enterprise may face budget constraints such that the TCO evaluation can tip the balance to one provider or another. This is where the Value Index methodology and the appropriate category weighting can be applied to determine the best fit of software providers and products to your specific needs.

Overall Scoring of Software Providers Across Categories

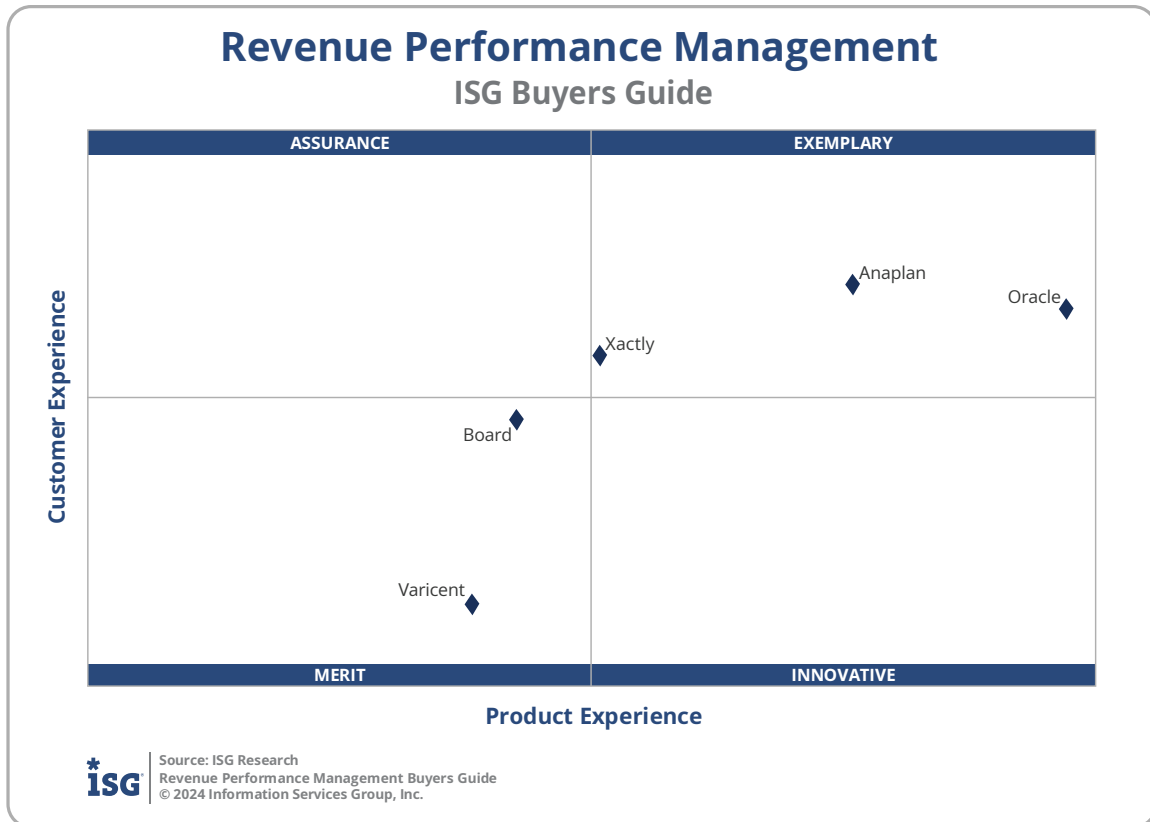
The research finds Oracle atop the list, followed by Anaplan and Xactly. Providers that place in the top three of a category earn the designation of Leader. Oracle has done so in seven categories, Anaplan in six, Xactly in five, Board in two and Varicent in one category.

The overall representation of the research below places the rating of the Product Experience and Customer Experience on the x and y axes, respectively, to provide a visual representation and classification of the software providers. Those providers whose Product Experience have a higher weighted performance to the axis in aggregate of the five product categories place farther to the right, while the performance and weighting for the two Customer Experience categories determines placement on the vertical axis. In short, software providers that place closer to the upper-right on this chart performed better than those closer to the lower-left.

Revenue Performance Mgmt. Overall			
Providers	Grade	Performance	
Oracle	A-	Leader	86.2%
Anaplan	A-	Leader	84.4%
Xactly	B++	Leader	79.7%
Board	B++		79.0%
Varicent	B+		73.2%

ISG | Source: ISG Research
Revenue Performance Management Buyers Guide
© 2024 Information Services Group, Inc.

The research places software providers into one of four overall categories: Assurance, Exemplary, Merit or Innovative. This representation classifies providers’ overall weighted performance.



Exemplary: The categorization and placement of software providers in Exemplary (upper right) represent those that performed the best in meeting the overall Product and Customer Experience requirements. The providers rated Exemplary are: Anaplan, Oracle and Xactly.

Innovative: The categorization and placement of software providers in Innovative (lower right) represent those that performed the best in meeting the overall Product Experience requirements but did not achieve the highest levels of requirements in Customer Experience.

Assurance: The categorization and placement of software providers in Assurance (upper left) represent those that achieved the highest levels in the overall Customer Experience requirements but did not achieve the highest levels of Product Experience.

Merit: The categorization of software providers in Merit (lower left) represents those that did not exceed the median of performance in Customer or Product Experience or surpass the threshold for the other three categories. The providers rated Merit are: Board and Varicent.

We warn that close provider placement proximity should not be taken to imply that the packages evaluated are functionally identical or equally well suited for use by every enterprise or for a specific process. Although there is a high degree of commonality in how enterprises



handle revenue performance management, there are many idiosyncrasies and differences in how they do these functions that can make one software provider's offering a better fit than another's for a particular enterprise's needs.

We advise enterprises to assess and evaluate software providers based on organizational requirements and use this research as a supplement to internal evaluation of a provider and products.




Product Experience

The process of researching products to address an enterprise’s needs should be comprehensive. Our Value Index methodology examines Product Experience and how it aligns with an enterprise’s life cycle of onboarding, configuration, operations, usage and maintenance. Too often, software providers are not evaluated for the entirety of the product; instead, they are evaluated on market execution and vision of the future, which are flawed since they do not represent an enterprise’s requirements but how the provider operates. As more software providers orient to a complete product experience, evaluations will be more robust.

The research results in Product Experience are ranked at 80%, or four-fifths, of the overall rating using the specific underlying weighted category performance. Importance was placed on the categories as follows: Usability (15%), Capability (30%), Reliability (10%), Adaptability (15%) and Manageability (10%). This weighting impacted the resulting overall ratings in this research. Oracle, Anaplan and Xactly were designated Product Experience Leaders. While not a Leader, Board was also found to meet a broad range of enterprise product experience requirements.

Providers	Grade	Performance
Oracle	A-	Leader 68.3%
Anaplan	A-	Leader 65.1%
Xactly	B++	Leader 62.2%
Board	B++	61.2%
Varicent	B++	60.2%

 Source: ISG Research
Revenue Performance Management Buyers Guide
© 2024 Information Services Group, Inc.



Reliability of the Product

For revenue performance management processes to operate efficiently and for workers to engage the applications, the software on which they run must reliably deliver the necessary performance and scalability using the existing architecture operating across the enterprise and cloud computing environments. The criteria include depth in the performance and scalability of a software provider’s products and architecture, including the metrics to ensure operations and configurability across data, users, instances, activities and tasks. It also examines the investment by the provider in resources and improvements.

The research weights Reliability at 10% of the overall rating. Anaplan, Board and Oracle are the Leaders in this category, providing the highest level of confidence for operation at any level of reliability 24 hours a day.

Reliability is an essential evaluation metric as it indicates the product’s ability to perform and scale to the defined enterprise requirements and how well it supports the continuous processing required for business continuity and operational resilience today and into the future.

Evaluating the performance and scalability readiness of software is not always easy as it depends on the type of product information and the volume at which the data is being updated and used by processes and systems. Software providers that did not perform well in this category were not able to provide this level of information at any depth, even though it is necessary to establish the confidence required for provider selection.

Revenue Performance Mgmt.
Reliability

Providers	Grade	Performance
Anaplan	A	Leader 88.4%
Board	A-	Leader 86.8%
Oracle	A-	Leader 86.7%
Xactly	B++	76.0%
Varicent	B+	73.6%

ISG | Source: ISG Research
Revenue Performance Management Buyers Guide
© 2024 Information Services Group, Inc.




Customer Experience

The importance of a customer’s relationship with a software provider is essential to the actual success of the products and technology. The advancement of the Customer Experience and the entire life cycle an enterprise has with its software provider is critical for ensuring satisfaction in working with that provider. Technology providers that have chief customer officers are more likely to have greater investments in the customer relationship and focus more on their success. These leaders also need to take responsibility for ensuring this commitment is made abundantly clear on the website and in the buying process and customer journey.

The research results in Customer Experience are ranked at 20%, or one-fifth, using the specific underlying weighted category performance as it relates to the framework of commitment and value to the software provider-customer relationship. The two evaluation categories are Validation (10%) and TCO/ROI (10%), which are weighted to represent their importance to the overall research.

The software providers that evaluated the highest overall in the aggregated and weighted Customer Experience categories are Anaplan, Oracle and Xactly. These category leaders best communicate commitment and dedication to customer needs. While not a Leader, Board was also found to meet a broad range of enterprise customer experience requirements.

Providers	Grade	Performance
Anaplan	A	Leader 18.1%
Oracle	A	Leader 17.7%
Xactly	A-	Leader 17.1%
Board	A-	16.3%
Varicent	B	13.5%

 Source: ISG Research
Revenue Performance Management Buyers Guide
© 2024 Information Services Group, Inc.

Software providers that did not perform well in this category were unable to provide sufficient customer case studies to demonstrate success or articulate their commitment to customer experience and an enterprise’s journey. The selection of a software provider means a continuous investment by the enterprise, so a holistic evaluation must include examination of how they support their customer experience.



TCO/ROI of the Software Provider


The TCO/ROI category applies evaluation criteria designed to assess how effective the software provider is in demonstrating the business case, including the product’s strategic value, total cost of ownership and total benefit of ownership. The criteria also include an evaluation of the tools and documentation it provides to enable customer evaluation of TCO and ROI, and what the software provider cites as its investment and services to support it. It also examines the investment by the provider in resources and improvements.

The research weights TCO/ROI at 10% of the overall rating. Anaplan, Oracle and Xactly are Leaders in this category.

TCO/ROI is an essential evaluation metric when determining a software provider’s commitment to the customer experience and whether the costs associated with deployment and adoption of the provider’s product align with its value. A provider should also demonstrate its ability to support an enterprise’s current and future goals.

Software providers that evaluated well in this category provided buyers and customers with the TCO/ROI-related support needed to effectively build the business case and get funding for investment. Those that did not struggled to make available the tools and documentation needed for enterprises to make a sound buying decision.

Providers	Grade	Performance
Anaplan	A	Leader 90.2%
Oracle	A	Leader 88.2%
Xactly	A-	Leader 84.9%
Board	A-	83.5%
Varicent	B+	71.3%

 Source: ISG Research
Revenue Performance Management Buyers Guide
© 2024 Information Services Group, Inc.



Validation of the Software Provider


The Validation category assesses the software provider’s ability to support a customer through the life cycle of working with its products. It examines the provider’s commitment to the customer experience from leadership, processes and systems, and evaluates a software provider’s ability to assess its customer experience across front and back office and the marketing and communication of that experience.

The viability of a software provider from financial growth, management and customer growth are evaluated, as are customer references and studies on the provider’s website and the use of feedback to improve the provider’s operations.

The Validation category also evaluates the customer journey across sales, onboarding, support, services and partners as well as examining the product releases and roadmap, and how the software provider utilizes formalized interactions with customers to improve products. Validation looks at the services, the support provided and the provider’s digital effectiveness to facilitate the customer relationship. It also examines the investment by the software provider in resources and improvements.

The research weights Validation at 10% of the overall rating. The Leaders here are Anaplan, Oracle and Xactly.

Providers	Grade	Performance
Anaplan	A	Leader 90.3%
Oracle	A	Leader 89.1%
Xactly	A-	Leader 86.2%
Board	B++	79.9%
Varicent	B	63.9%

 Source: ISG Research
Revenue Performance Management Buyers Guide
© 2024 Information Services Group, Inc.



Anaplan

Company and Product Profile

Anaplan, released August 2024

“When hitting your number is everything, you need to focus your team on the best opportunities — and know your quotas and incentives will motivate the right behaviors. Get ready for the new era of revenue operations planning.” – Anaplan

Summary

Our analysis classified Anaplan as Exemplary, receiving an overall grade of A- with an 84.4% performance. Anaplan's best grouped results came in Customer Experience with a 90.3% performance and an A grade, due in part to its A in Validation. In Product Experience, Anaplan received an A- grade with an 82.2% performance due to its 88.3% performance in Manageability. Anaplan was designated an overall Leader as well as a Leader in Product Experience, Adaptability, Capability, Manageability, Reliability, Customer Experience, TCO/ROI and Validation.

Challenges

Anaplan's A- in Product Experience was impacted by its B+ in Usability, where it could improve the use of NLP for text and voice interactions.

Customer Experience was impacted by its A in TCO/ROI, where it could improve value of documentation for summarizing strategic value.

Strengths

Anaplan performed best in Customer Experience with an A grade, notably receiving an A in Validation due to the breadth and quality of provider support available to buyers. Anaplan received an A- grade in Product Experience, with an A in Reliability due to architecture elements that confer competitive advantage.

Revenue Performance Mgmt.

Anaplan

Category	Performance	Grade
Overall	Leader 84.4%	A-
Product	Leader 82.2%	A-
Adaptability	Leader 78.9%	B++
Capability	Leader 81.9%	A-
Manageability	Leader 88.3%	A
Reliability	Leader 88.4%	A
Usability	73.6%	B+
Customer	Leader 90.3%	A
TCO/ROI	Leader 90.2%	A
Validation	Leader 90.3%	A



Source: ISG Research
Revenue Performance Management Buyers Guide
© 2024 Information Services Group, Inc.



Appendix: Software Provider Inclusion

For inclusion in the ISG Buyers Guide™ for Revenue Performance Management in 2024, a software provider must be in good standing financially and ethically, have at least \$10 million in annual or projected revenue verified using independent sources, sell products and provide support on at least two continents, and have at least 50 customers. The principal source of the relevant business unit's revenue must be software-related and there must have been at least one major software release in the past 12 months.

The provider must provide products that support RPM and revenue processes in at least five of the functional areas:

- a. Revenue operations
- b. Revenue performance planning, covering territory, quota, incentive and variable compensation, capacity
- c. Revenue performance execution, covering adjustments to plans, incentive comp crediting, payments and dispute resolution, opportunity and renewal pipeline management
- d. Revenue forecasting
- e. Revenue insight and analytics
- f. Alignment across marketing, sales and customer success/service

These functions should integrate with CRM, SFA, Finance and HR and support management, operations, analysts and administrators in finance, HR, sales and IT roles.

The research is designed to be independent of the specifics of software provider packaging and pricing. To represent the real-world environment in which businesses operate, we include providers that offer suites or packages of products that may include relevant individual modules or applications. If a software provider is actively marketing, selling and developing a product for the general market and it is reflected on the provider's website that the product is within the scope of the research, that provider is automatically evaluated for inclusion.

All software providers that offer relevant revenue performance management products and meet the inclusion requirements were invited to participate in the evaluation process at no cost to them.

Software providers that meet our inclusion criteria but did not completely participate in our Buyers Guide were assessed solely on publicly available information. As this could have a significant impact on classification and ratings, we recommend additional scrutiny when evaluating those providers.



Products Evaluated

Provider	Product Names	Version	Release Month/Year
Anaplan	Anaplan	N/A	August 2024
Board	Board	14.1	August 2024
Oracle	Oracle Incentive Compensation, Fusion Sales	24C	July 2024
Varicent	Varicent Incentives, Sales Planning, Revenue Intelligence, Seller Insights	2024.1	June 2024
Xactly	Xactly Intelligent Revenue Platform	Aug '24	August 2024



Providers of Promise

We did not include software providers that, as a result of our research and analysis, did not satisfy the criteria for inclusion in this Buyers Guide. These are listed below as “Providers of Promise.”

Provider	Product	Revenue	Customers	Geography	Capability
Akeron	Vulki	No	No	Yes	Yes



About ISG Software Research

ISG Software Research provides expert market insights on vertical industries, business, AI and IT through comprehensive consulting, advisory and research services with world-class industry analysts and client experience. Our ISG Buyers Guides offer comprehensive ratings and insights into technology providers and products. Explore our research at www.isg-research.net.

About ISG Research

ISG Research provides subscription research, advisory consulting and executive event services focused on market trends and disruptive technologies driving change in business computing. ISG Research delivers guidance that helps businesses accelerate growth and create more value. For more information about ISG Research subscriptions, please email contact@isg-one.com.

About ISG

ISG (Information Services Group) (Nasdaq: [III](#)) is a leading global technology research and advisory firm. A trusted business partner to more than 900 clients, including more than 75 of the world's top 100 enterprises, ISG is committed to helping corporations, public sector organizations, and service and technology providers achieve operational excellence and faster growth. The firm specializes in digital transformation services, including AI and automation, cloud and data analytics; sourcing advisory; managed governance and risk services; network carrier services; strategy and operations design; change management; market intelligence and technology research and analysis. Founded in 2006 and based in Stamford, Conn., ISG employs 1,600 digital-ready professionals operating in more than 20 countries—a global team known for its innovative thinking, market influence, deep industry and technology expertise, and world-class research and analytical capabilities based on the industry's most comprehensive marketplace data. For more information, visit isg-one.com.