

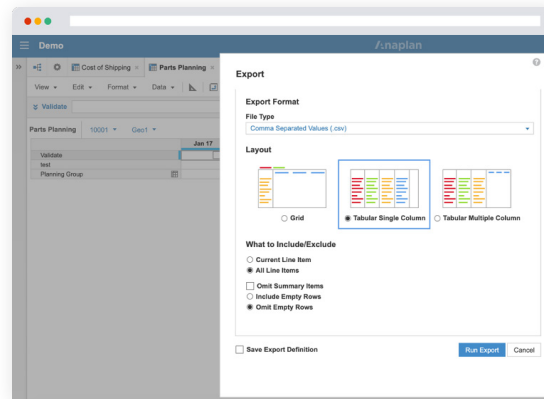
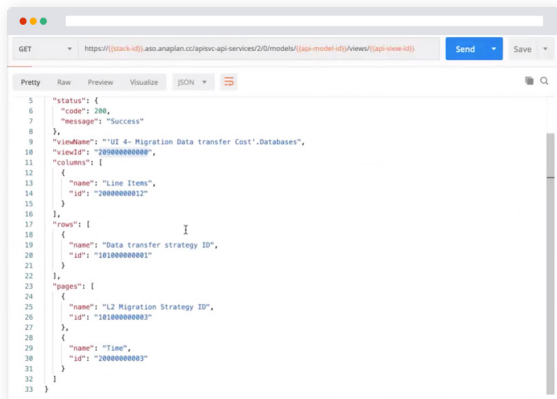


Anaplan APIs for data integrations

Easily access and process granular data for seamless and effective execution

Anaplan's open platform approach for connectivity enables teams to easily and quickly share the most important information, so stakeholders can uncover deeper insights and unlock more impactful business plans.

Consisting of Bulk APIs and Transactional APIs, Anaplan APIs help teams get better visibility into actions and services to support Anaplan Connect, ETL connectors, and custom integrations. Use Bulk APIs to run import, export, process, and delete actions and upload and download files for Anaplan data integrations. Use Transactional APIs to query, add, insert, update, or delete list items and records in a more granular manner, without using actions. Quickly understand workspaces usage and get information about the number of models, size of models, versions, and space consumed by all of an organization's models, empowering model builders to easily respond to requests and speed up decision-making.



Key benefits

Efficient access to Anaplan data

- No need to pre-define actions in Anaplan.
- Run integrations directly with APIs.
- Ability to add, update and delete list items at runtime without the need for creating actions.
- Easily extract data with parameters.
- Optimized for loading or deleting large sets of data.
- Quickly view definitions of process actions without running actions.

Deeper insights into workspaces and models

- Leverage metadata APIs to gain insight into model properties and structure, including lists and views.
- Report on workspace, space consumption and model sizes to make better-informed decisions about models.
- Monitor model objects for changes and updates.

Zero in on critical data and make targeted updates

- Eliminate manual efforts to comb through droves of data.
- Read-write and extract only relevant cells.
- Make granular updates without bulk or manual file import/export.
- Make API calls at regular intervals to ascertain changes in model lists.
- Obtain detailed properties of Anaplan models through simple queries.

Key features

Transactional APIs

Anaplan's set of Transactional APIs enable simple integrations and help teams deliver on requirements quickly. Easily configure Transactional APIs with minimal preparation and technical expertise to focus on extracting greater insights from model properties. Gain deeper visibility into Anaplan models via metadata APIs so teams can discover new use cases.

Data APIs

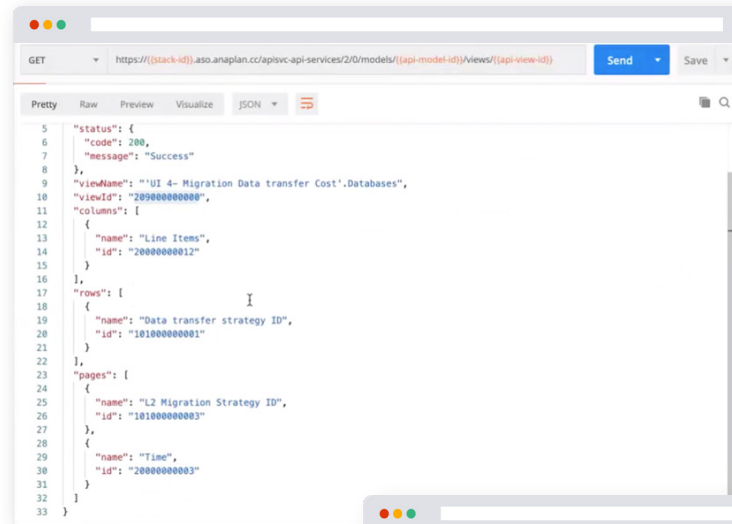
Extend Anaplan capabilities through deeper, richer integrations to derive greater insights from Anaplan data.

- No action setup required to read and extract module data, lists, and line items.
- Ability to add, update and delete list items without import or delete actions.
- Supports configurable page selector values with module view query.
- Quickly view definitions of process actions without running actions.
- Make API calls at regular intervals to ascertain list changes.
- Supports both CSV and JSON formats.

Metadata APIs

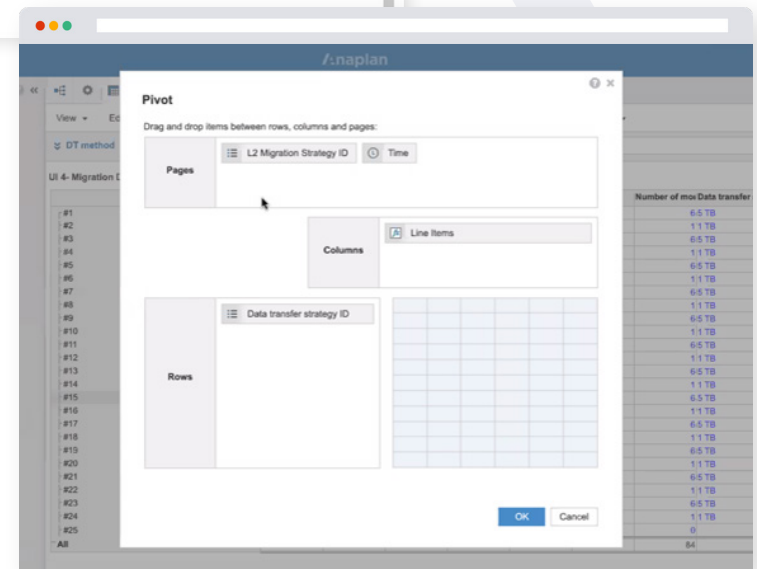
Better understand workspaces and models with enhanced usage monitoring, reporting, metrics, and analytics.

- Get a granular view of workspaces, workspace consumption and models.
- Read metadata to provide definitions and metrics for a particular list.
- Determine count and structure of model objects.
- Programmatically update model properties such as time period property in model calendar.
- Query detailed properties about versions within an Anaplan model.



```
GET https://(stack-id).aso.anaplan.cc/apisvc-api-services/2/0/models/((api-model-id))/views/((api-view-id))

5  "status": {
6    "code": 200,
7    "message": "Success"
8  },
9  "viewName": "UI 4- Migration Data transfer Cost'.Databases",
10 "viewId": "209000000000",
11 "columns": [
12   {
13     "name": "Line Items",
14     "id": "20000000012"
15   }
16 ],
17 "rows": [
18   {
19     "name": "Data transfer strategy ID",
20     "id": "10100000001"
21   }
22 ],
23 "pages": [
24   {
25     "name": "L2 Migration Strategy ID",
26     "id": "10100000003"
27   },
28   {
29     "name": "Time",
30     "id": "20000000003"
31   }
32 ]
33 }
```



Key features and capabilities



Enterprise scale

The Anaplan platform connects your entire enterprise, scaling as you grow and handling real-time changes at any size. Calculations stay consistent and rapid for all data sets and any number of users.

Extensibility

The Anaplan platform collects and analyzes data in a single location, enabling both high-level and granular analyses and facilitating data-sharing with all stakeholders. APIs, ETL connectors, and built-in integrations easily communicate with other solutions.

Planning and modeling

Our in-memory Hyperblock[®] engine enables multi-dimensional scenario modeling with unlimited constraints, allowing companies to model even the most complicated business scenarios and stay ahead of changes in the market. The platform maintains 100% consistency across all model changes.

Engaging user experience

The Anaplan user experience puts the whole enterprise on a single platform. Model-building is intuitive and requires zero coding knowledge. The whole company shares real-time data across devices and solutions, enabling rapid decision-making and unprecedented flexibility.

Security

Robust protection keeps your business's data safe. Best-in-class security and compliance include BYOK, role-based access control, user management, SSO support with SAML 2.0 compliance, and data encryption at rest.

Intelligence

Embedded optimization including Optimizer[™], over thirty predictive algorithms, and evolving AI capabilities transform complicated inputs into actionable recommendations. Machine learning intelligence speeds up decision-making across use cases.

About Anaplan

Anaplan is the only scenario planning and analysis platform designed to optimize decision-making in today's complex business environment so that enterprises can outpace their competition and the market. By building connections and collaboration across organizational silos, our platform intelligently surfaces key insights — so businesses can make the right decisions, right now. More than 2,400 of the world's best brands have continually optimized their decision-making by partnering with Anaplan.

To learn more, visit [Anaplan.com](https://www.anaplan.com)